

MONTAGE - INSTRUCTION

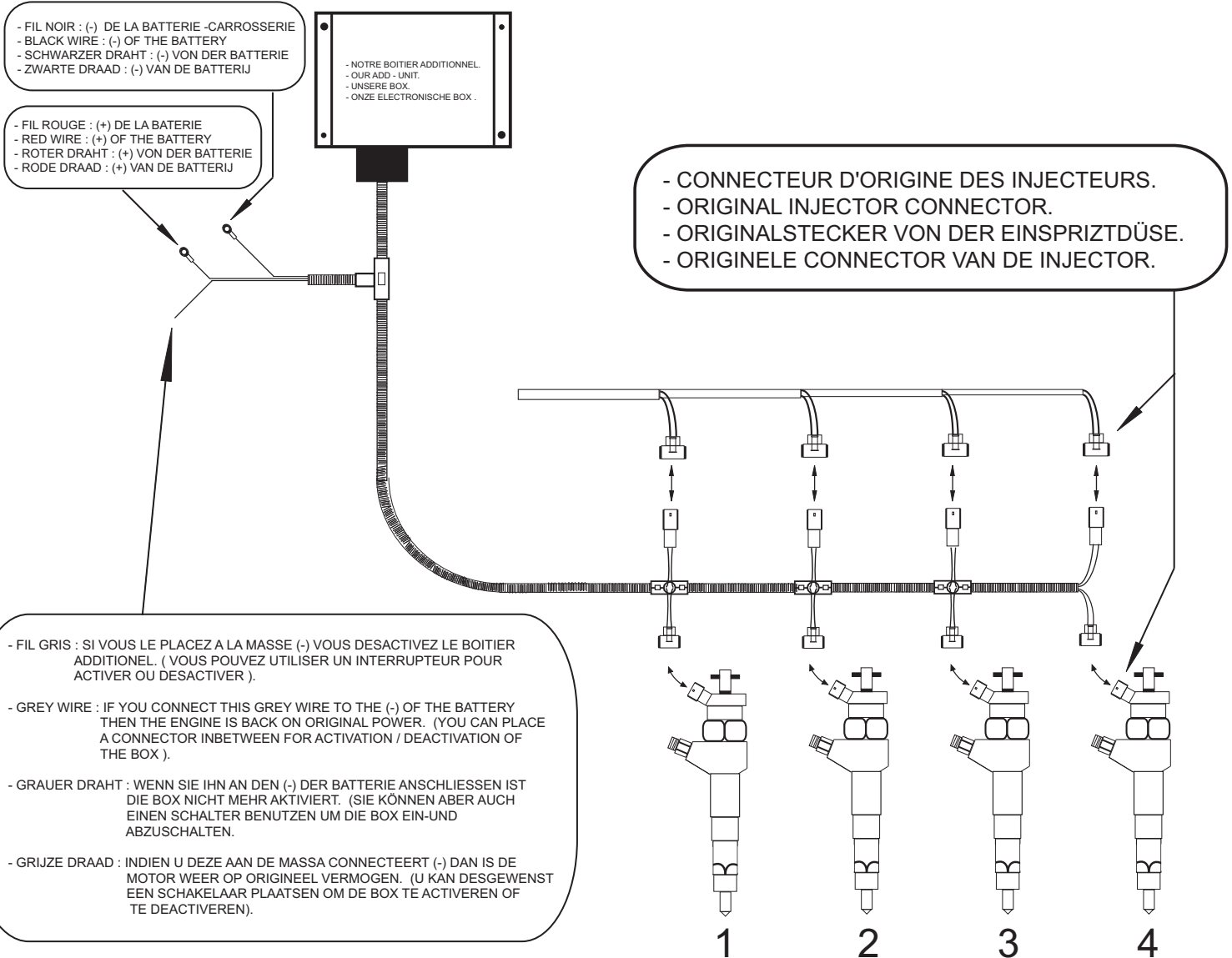




PHOTO 1



- Brancher le boitier à cet endroit
- Fit the box on this place
- An diesem Ort anschliessen
- Connecteer de box op deze plaats

- DEMONTER LA BOITE A AIR VOUS TROUVEREZ LES FICHES EN DESSOUS (VOIR PHOTO 1).
- REMOVE THE AIRBOX YOU WILL FIND THE CONNECTORS UNDERNEATH (SEE PICTURE 1).
- SIE MÜSSEN DEN LUFTKASTEN ABMONTIEREN, SIE FINDEN DIE STECKER DARUNTER. (SIEHE FOTO 1).
- DEMONTEER DE AIRBOX, U ZAL DE CONNECTOREN ERONDER VINDEN (ZIE PHOTO 1).